

Kentucky's PIP Data



CABINET FOR HEALTH
AND FAMILY SERVICES

Items included on the PIP

**Item 1: Timeliness of Initiating
Investigations of Reports of Child
Maltreatment**

**Item 2: Services to Family to Protect
Child(ren) in the Home and Prevent
Removal or Re-Entry Into Foster Care**

**Item 3: Risk and Safety Assessment
and Management**

Item 4: Stability of Foster Care Placement

Item 5: Permanency Goal for Child

**Item 6: Achieving Reunification,
Guardianship, Adoption, or Other Planned
Permanent Living Arrangement**

**Item 12: Needs and Services of Child,
Parents, and Foster Parents**

**Item 13: Child and Family Involvement in
Case Planning**

Item 14: Caseworker Visits With Child

Item 15: Caseworker Visits With Parents



Baselines & Goals

**Item 1 PIP Baseline and Goal Used Case
Reviews Conducted February 1, 2019 -
July 31, 2019**

**Items 2-6 & 12-15 PIP Baselines and Goals
Used Case Reviews Conducted September
2018 - February 2019**

Item 1

The baseline period for Item 1 was different than the baseline period for other measurement items to account for statewide policy changes to the initiation timeframe for CPS reports that went into effect on 1/16/2018. The modified baseline period used a rolling monthly six-month sample period and 12-month Period Under Review for Item 1 consisted of case reviews conducted February 2019 – July 2019.

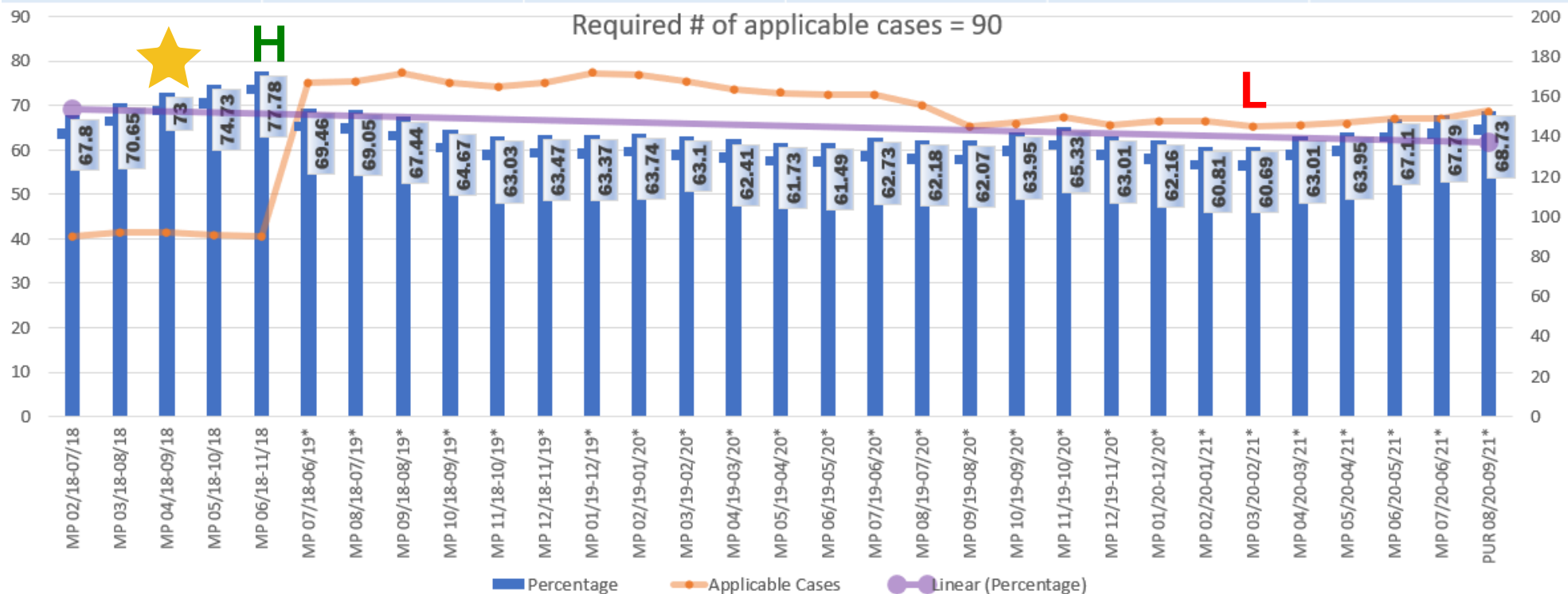
Item 1 Baseline

**Item 1 PIP Baseline was established
as 67.8%. The Goal was 73%**



Item 1: Timeliness of Initiating Investigations of Reports of Child Maltreatment Statewide Measurement Data

Item	Goal	Highest Item Score	Points from Goal at Highest Score	Lowest Item Score	Points from Goal at Lowest Score
1	73	77.78	+4.78	60.69	-12.31



Goal achieved in MP 7 (April 2019 - Sept 2019) with score of 73%

Item 1: Highs & Lows

The goal of Item 1 was achieved at the beginning of the PIP with a score of 73% in MP 7. The Highest score occurred two MPs later with a score of 77.78%.

The following MP, we saw drop to 69.46% and a continued decline to average in the low 60's until the last five MPs. An upward trend began in MP 39 and continued to trend upward through the 43rd MP.

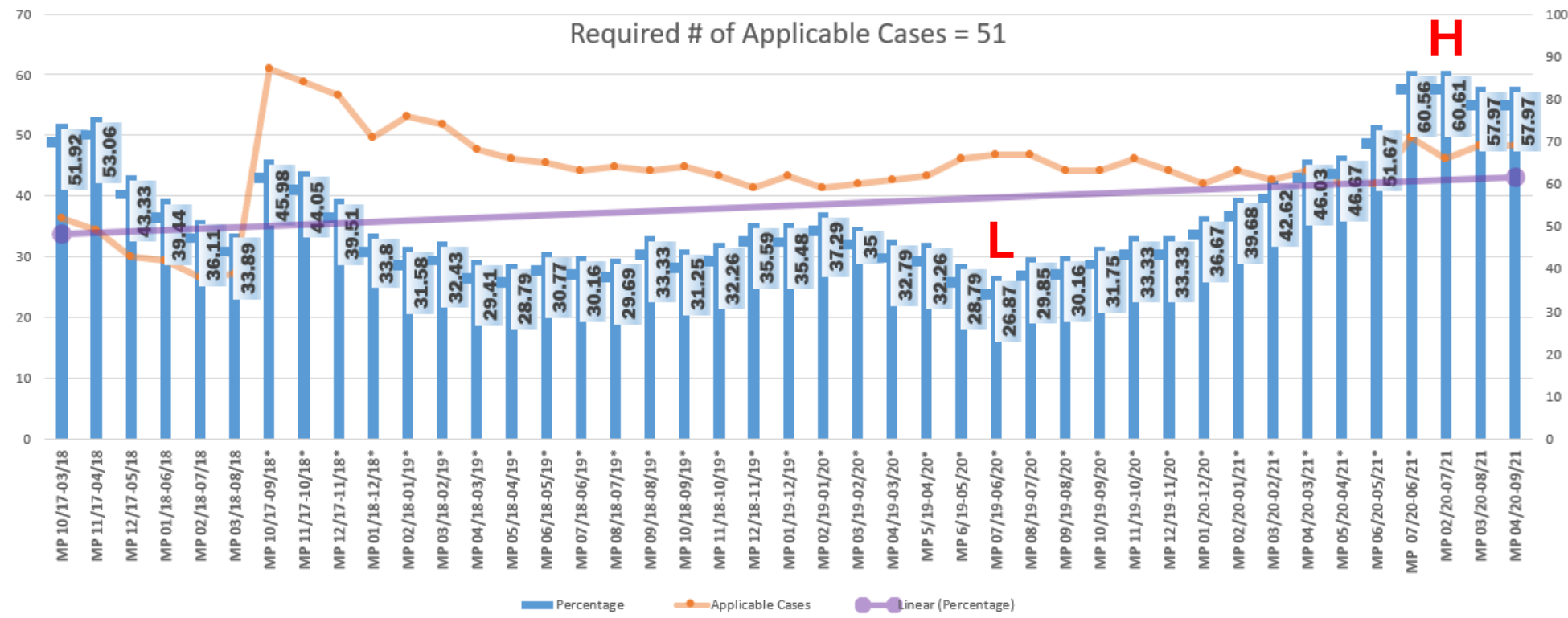
Item 2 Baseline

Item 2 PIP Baseline was established as 54.9%. The Goal was 63%.



Item 2: Services to Family to Protect Child(ren) in the Home and Prevent Removal or Re-entry into Foster Care Statewide Measurement Data

Item	Goal	Highest Item Score	Points from Goal at Highest Score	Lowest Item Score	Points from Goal at Lowest Score
2	63.8	60.61	-3.19	26.87	-36.93



The Goal for Item 2 was not achieved

Highs & Lows of Item 2

Item 2 started out with an initial score of 51.92% but steadily dropped, with waves of scores between the 30's and 20's.

Scores began a steady increase in MP 29 and rose as high as 60.61. The goal was missed by only 3.19%.

Barriers

Applicable number of cases were not reached each MP, resulting in having to include the previous 6 MPs. Scores were improving, however, once combined with earlier lower scoring MPs, this caused a lowering of the overall score. Scores began improving when we increased the number of applicable cases in order to stay within one MP, and for two measurement periods, we were one strength rating away from achieving the goal. Trends identified that contributed included lack of appropriate / available safety services.

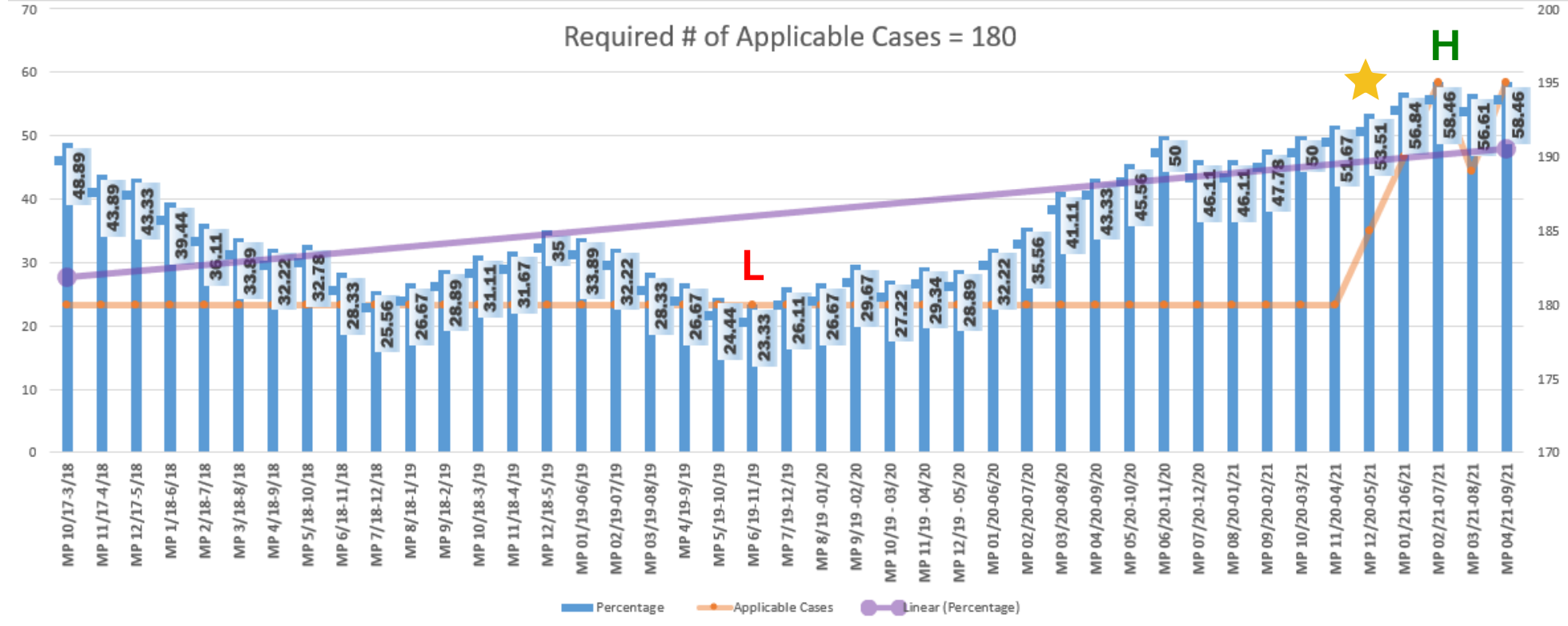
Item 3 Baseline

Item 3 PIP Baseline was established as 49.4%. The Goal was 54%.



Item 3: Risk and Safety Assessment and Management Statewide Measurement Data

Item	Goal	Highest Item Score	Points from Goal at Highest Score	Lowest Item Score	Points from Goal at Lowest Score
3	54.2	58.46	+4.26	23.33	-30.87



Goal achieved in MP 39 (Dec 2021 - May 2022) with score of 54%

Highs & Lows of Item 3

Item 3 started out with an initial score of 48.89%, then dropped, with waves of scores between the 30's and 20's.

Scores began a steady increase 01/20-06/20 with 32.22% and rose to 58.46% during the last MP. The goal was achieved in MP 39 at 54%.

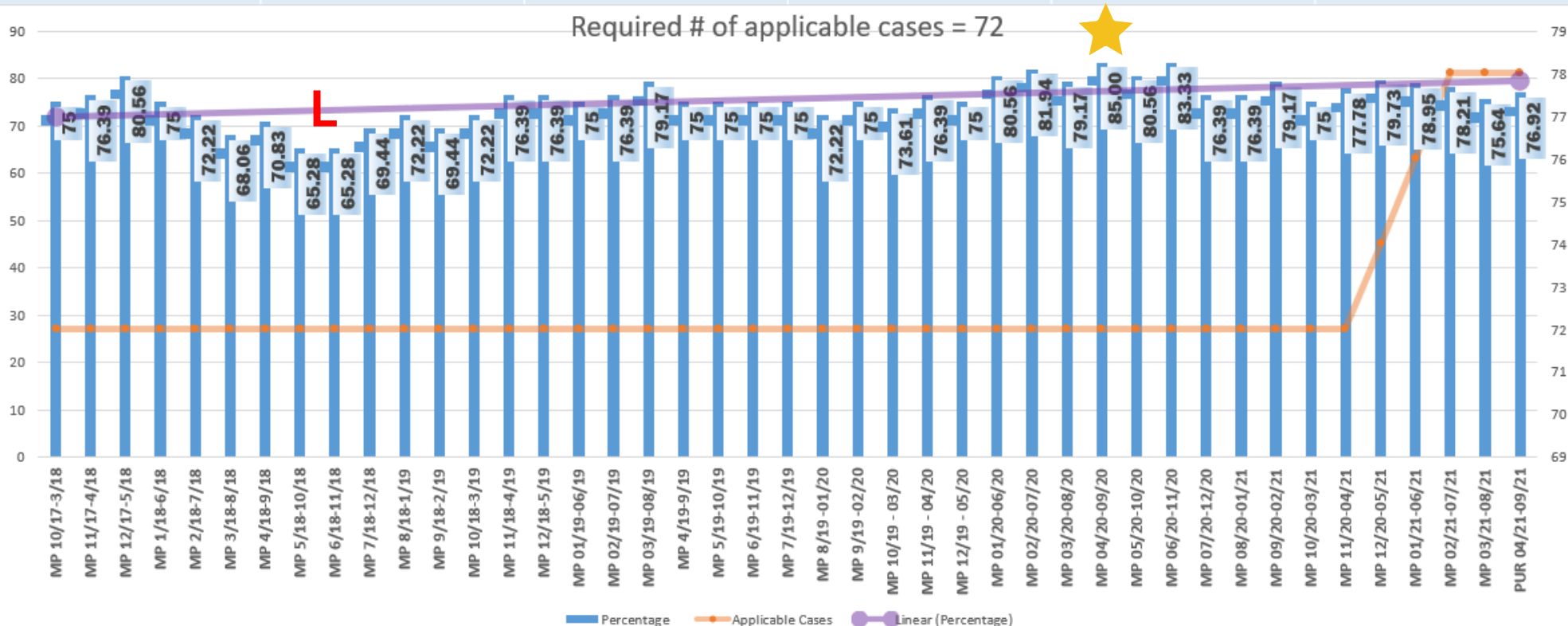
Item 4 Baseline

Item 4 PIP Baseline was established as 77.78%. The Goal was 84%.



Item 4: Stability of Foster Care Placement Statewide Measurement Data

Item	Goal	Highest Item Score	Points from Goal at Highest Score	Lowest Item Score	Points from Goal at Lowest Score
4	84	85	+1	65.28	-18.72



Goal achieved in MP 31 (April 2021 - Sept 2021) with score of 85%

Highs & Lows of Item 4

Item 4 started out with an initial score of 75% and never dropped below 65%.

Scores stayed fairly consistent with slight ups and downs, as the score tracked upward to the goal, reaching 85% during the 31st MP.

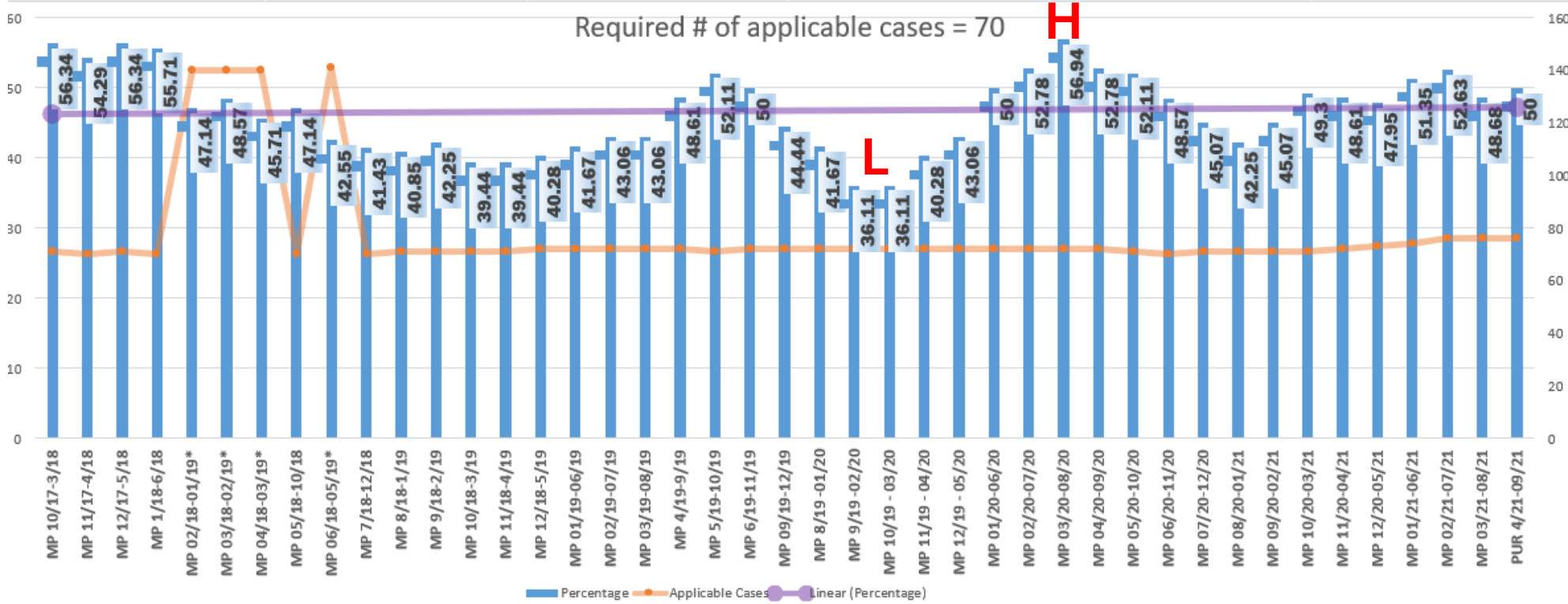
Item 5 Baseline

Item 5 PIP Baseline was established as 54.3%. The Goal was 61%.



Item 5: Permanency Goal for Child Statewide Measurement Data

Item	Goal	Highest Item Score	Highest Score	Lowest Item Score	Lowest Score
5	61.9	56.94	-4.96	36.11	-25.79



The Goal for Item 5 was not achieved

Highs & Lows of Item 5

Item 5 started out with an initial score of 56.34% with steady ups and downs of waves of scores between the 50's and 30's. The low of 36.11 was hit in the 25th MP (09/19-02/20).

The score rose as high as 56.94% in the 30th MP (03/20 - 08/20). The goal was missed by only 4.96%.

Barriers

Barriers identified through case reviews included courts not allowing the goal to be changed, courts allowing parents additional time to work towards reunification, staffing issues / overturn of case workers, and Covid-19 caused court delays which resulted in a delay in changing permanency goals.

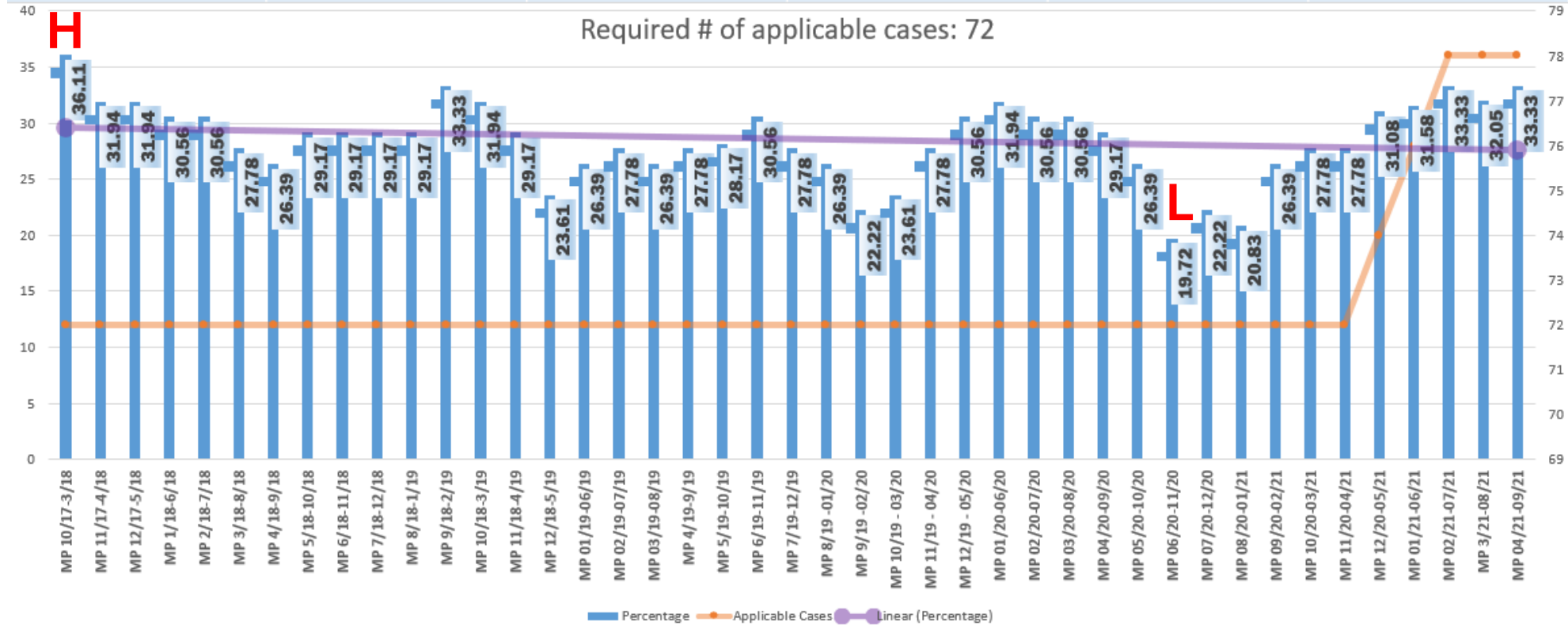
Item 6 Baseline

Item 6 PIP Baseline was established as 38.9%. The Goal was 46%.



Item 6: Achieving Reunification, Guardianship, Adoption, or Other Planned Permanent Living Arrangement, Statewide Measurement Data

Item	Goal	Highest Item Score	Points from Goal at Highest Score	Lowest Item Score	Points from Goal at Lowest Score
6	46.2	36.11	-10.09	19.72	-26.48



The Goal for Item 6 was not achieved

Highs & Lows of Item 6

Item 6 started out with an initial score of 36.11%, which was the highest score throughout the PIP. From this point, there was a steady drop into the upper 20's. Waves of scores occurred between the high 20's and 30's. The lowest score of 19.72% occurred during MP 33 (06/20 - 11/20).

The goal was missed by 10.09%.

Barriers

A major barrier that prevented reaching the goal was the Covid-19 pandemic. Due to the pandemic, many court permanency hearings were placed on hold, resulting in months and years of delays.

Another barrier was the snowball effect from Item 5. Delays in appropriate permanency goals being established timely led to delays timely permanency.

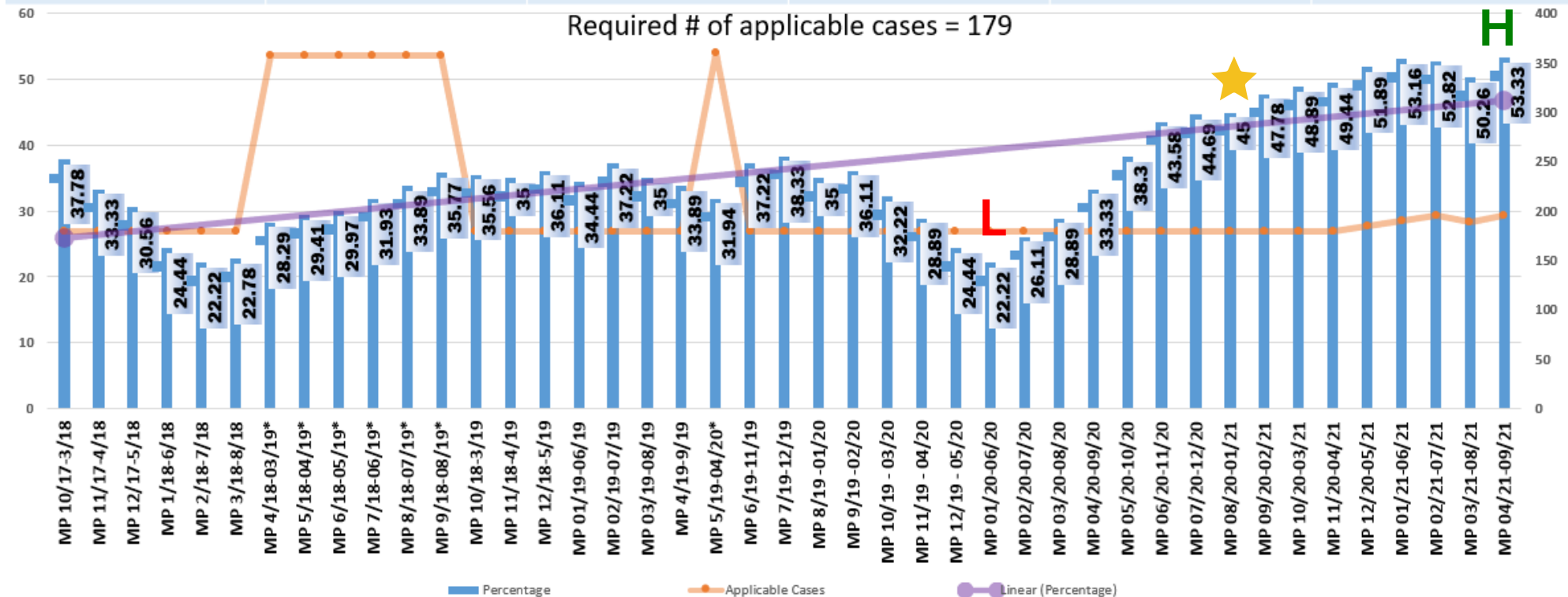
Item 12 Baseline

Item 12 PIP Baseline was established as 40.8%. The Goal was 45%.



Item 12: Needs and Services of Child, Parents, and Foster Parents Statewide Measurement Data

Item	Goal	Highest Item Score	Points from Goal at Highest Score	Lowest Item Score	Points from Goal at Lowest Score
12	45.5	53.33	+7.83	22.22	-23.28



Goal achieved in MP 35 (August 2021 - January 2022) with score of 45%

Highs & Lows of Item 12

Item 12 also saw a wave effect throughout the monitoring of the PIP, with scores staying between the upper 30's to the low 20's. The lowest score of 22.22% occurred twice (MPs 5 & 28). From second low, the trend continued upward with the latest MP 43 seeing the highest score of 53.33%.

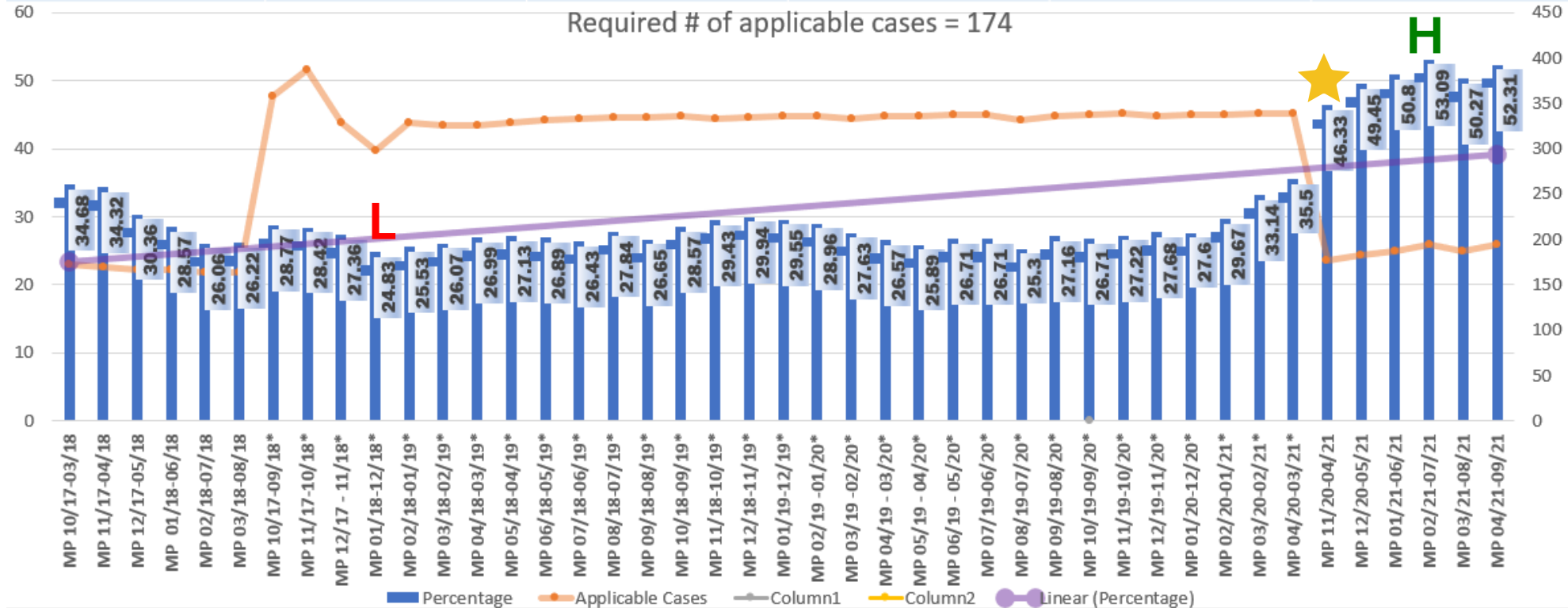
Item 13 Baseline

Item 13 PIP Baseline was established as 37.9%. The Goal was 42%.



Item 13: Child and Family Involvement in Case Planning Statewide Measurement Data

Item	Goal	Highest Item Score	Points from Goal at Highest Score	Lowest Item Score	Points from Goal at Lowest Score
13	42.6	53.09	+10.49	24.83	-17.77



Goal achieved in MP 38 (Nov 2021 - April 2022) with score of 46%

Highs & Lows of Item 13

The scores for Item 13 remained fairly consistent throughout the majority of the PIP. Scores keeps a range between 25% - 29% with a low of 24.83 during the 10th MP. This pattern continued until the 36th MP. The scores began an upward trend from 33% to a high score of 53.09% during the 41st MP.

Item 14 Baseline

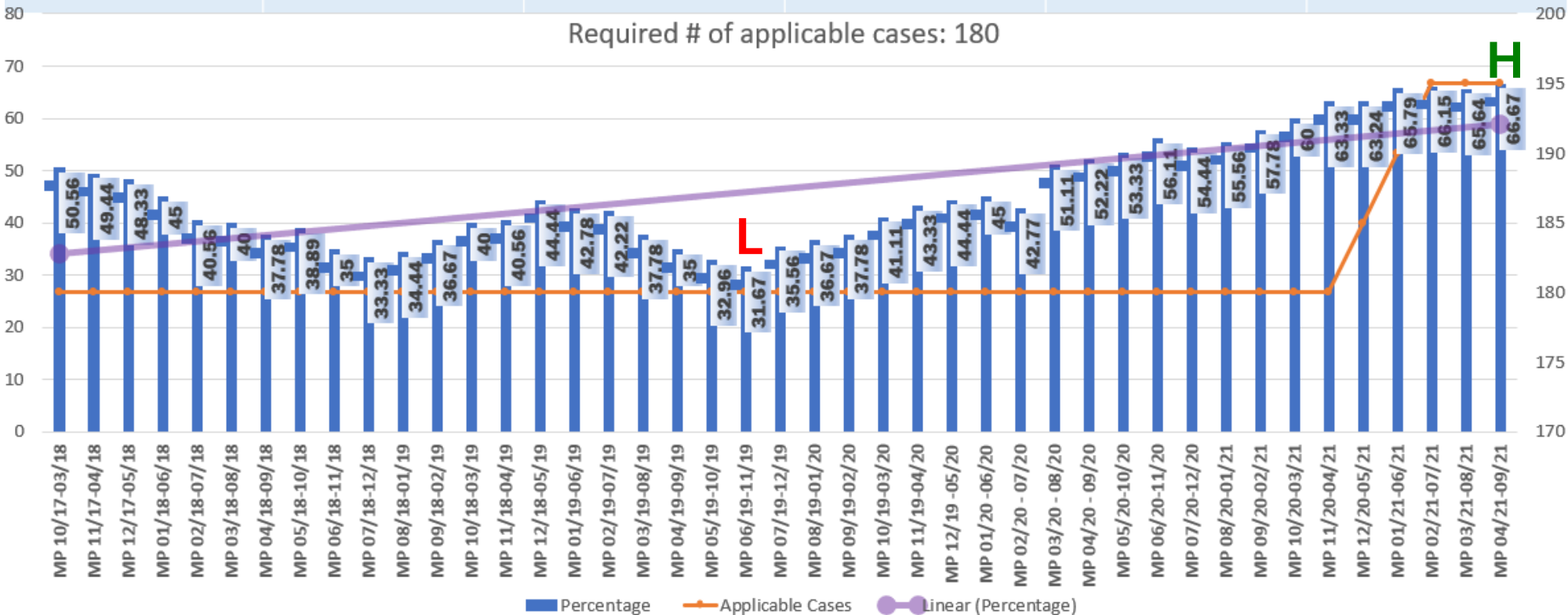
Item 14 PIP Baseline was established as 53.33%. The Goal was 58%.



Item 14: Caseworker Visits with Child Statewide Measurement Goals

Item	Goal	Highest Item Score	Points from Goal at Highest Score	Lowest Item Score	Points from Goal at Lowest Score
14	58.1	66.67	+8.57	31.67	-26.43

Required # of applicable cases: 180



Goal achieved in MP 36 (Sept 2021 - Feb 2022) with score of 58%

Highs & Lows of Item 14

Item 14 experienced a wave of scores going up and down ranging from 50 to low 30's for the first half of the PIP. The lowest score of 31.67 occurred in the 21st MP (06/19-11/19). The upward trend began in MP 30 with 51.11% and continued the climb upward to the most recent score of 66.67 in MP 43.

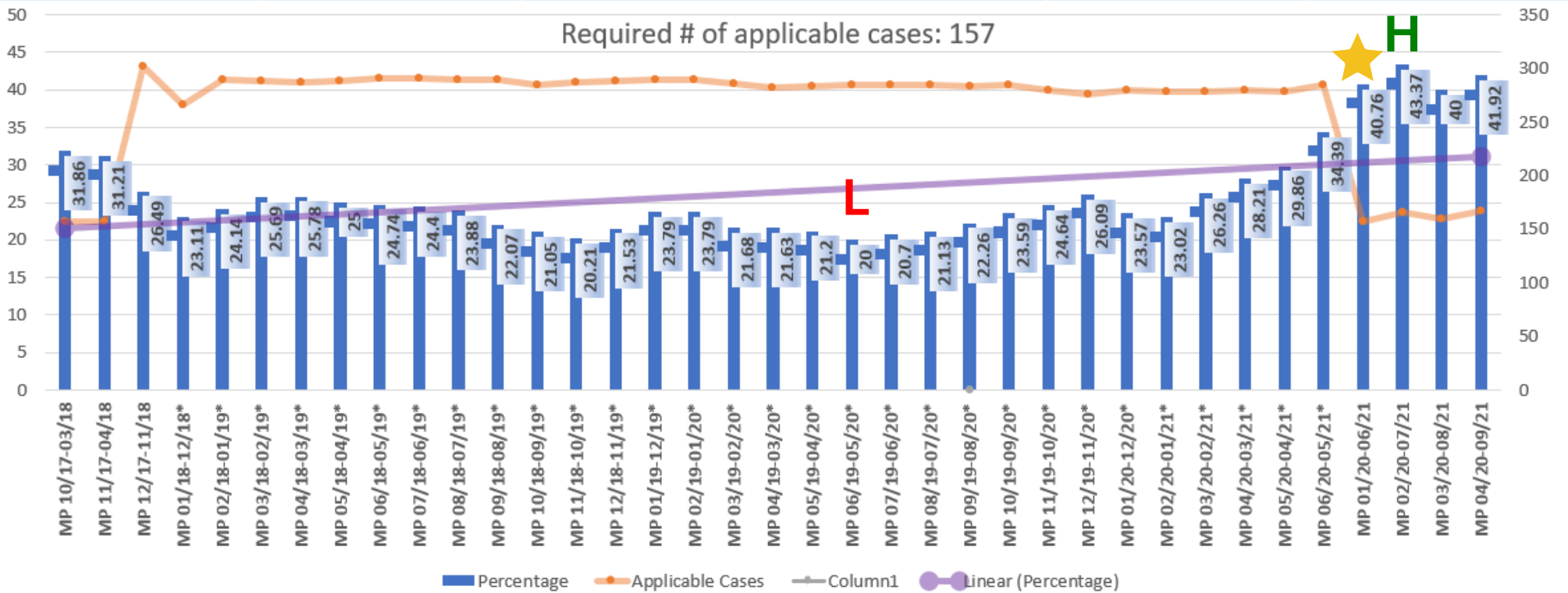
Item 15 Baseline

Item 15 PIP Baseline was established as 36.9%. The Goal was 41%.



Item 15 Caseworker Visits with Parent Statewide Measurement Data

Item	Goal	Highest Item Score	Points from Goal at Highest Score	Lowest Item Score	Points from Goal at Lowest Score
15	41.9	43.37	-3.16	20	-21.90



Goal achieved in MP 40 (Jan 2022 - June 2022) with score of 41%

Highs & Lows of Item 15

Item 15 also experienced a wave of scores going up and down between the mid to low 20's during the majority of the PIP. The lowest score of 20 occurred in the 27th MP (06/19-05/20). The upward trend began in MP 36 with 26.26% and continued the climb upward. The highest score was 43.7% in MP 41 (02/21-07/21).

Overall

Passed

Item 1

Item 3

Item 4

Item 12

Item 13

Item 14


Item 15

Did not pass

Item 2

Item 5

Item 6



Final Thoughts

Despite facing barriers including a worldwide pandemic in the middle of the PIP, a staffing crisis, and other issues, Ky was still able to pass 7 out of 10 items. This was a huge accomplishment in light of the obstacles. Thank you to those who worked diligently throughout the PIP and contributed to the successes. While we are disappointed we did not pass the remaining 3 items, we are proud of our successes.